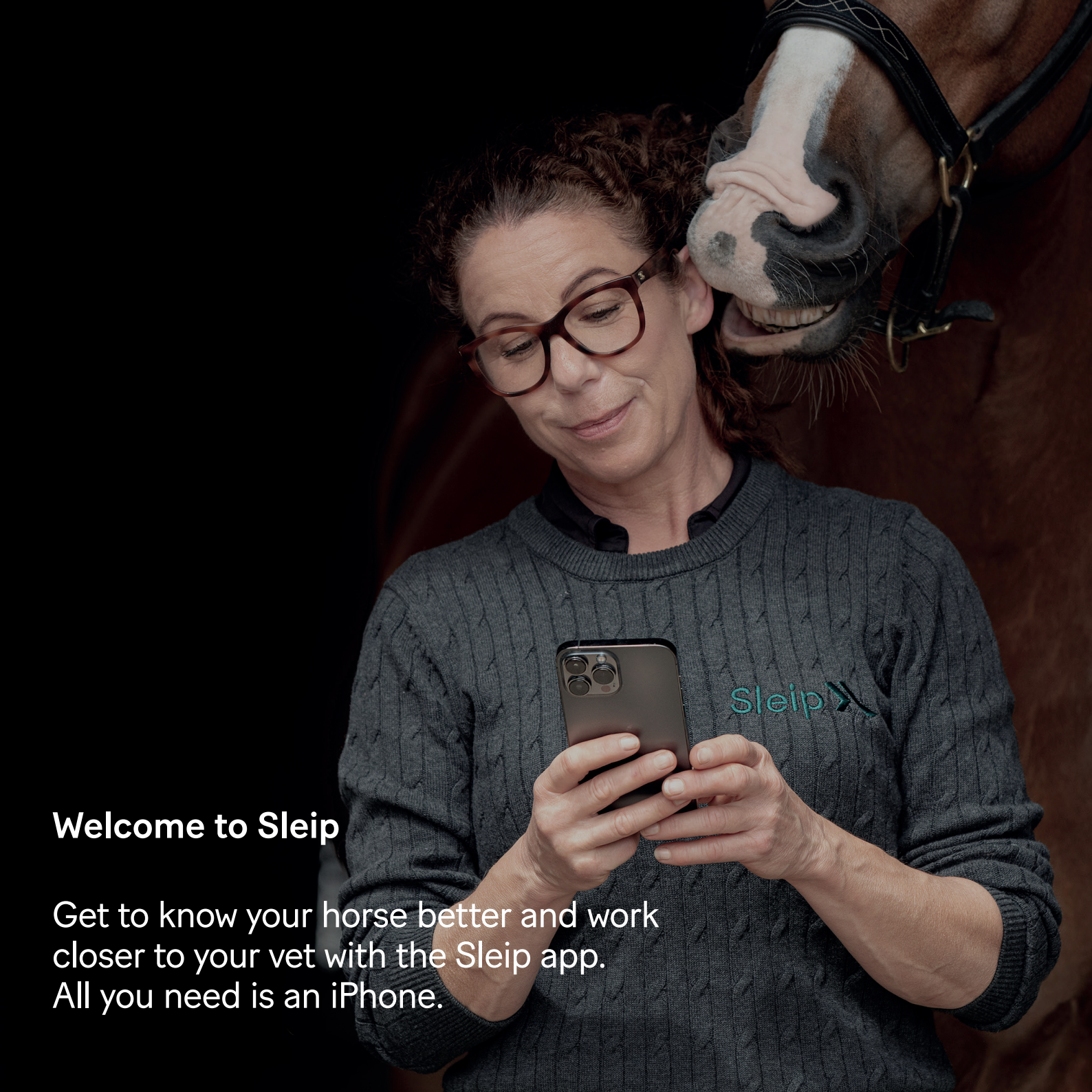


A brief introduction to  
using Sleip with your vet





Sleip 

## Welcome to Sleip

Get to know your horse better and work closer to your vet with the Sleip app. All you need is an iPhone.

# AI technology for horse health

Sleip uses AI computer vision to help assess lameness straight from smartphone video recordings. By catching even the most subtle asymmetries in gait, Sleip is a powerful tool for equine care.

Sleip's sharing feature lets you easily collaborate with your vet. With their invitation, you can directly share video recordings from your iPhone to the vet's Sleip account.

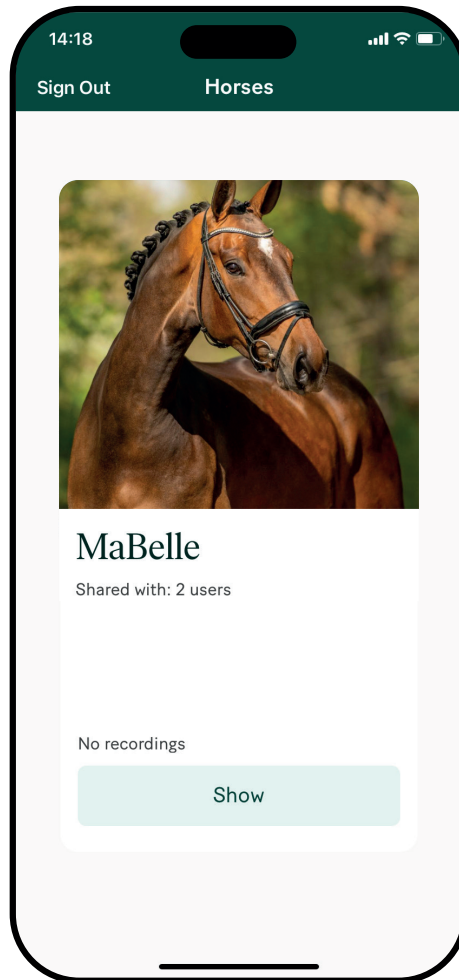


## All you need is an iPhone

Although full analysis details are reserved for your vet's expertise, you will have access to the analysis videos and a historical record of your horse's recordings.

- Motion capture: simply record the horse through the Sleip app
- Analysis: Sleip's algorithms quantify asymmetries in gait with 2 mm precision
- Documentation: slow-motion video with synchronised stride graphics.

# Getting started



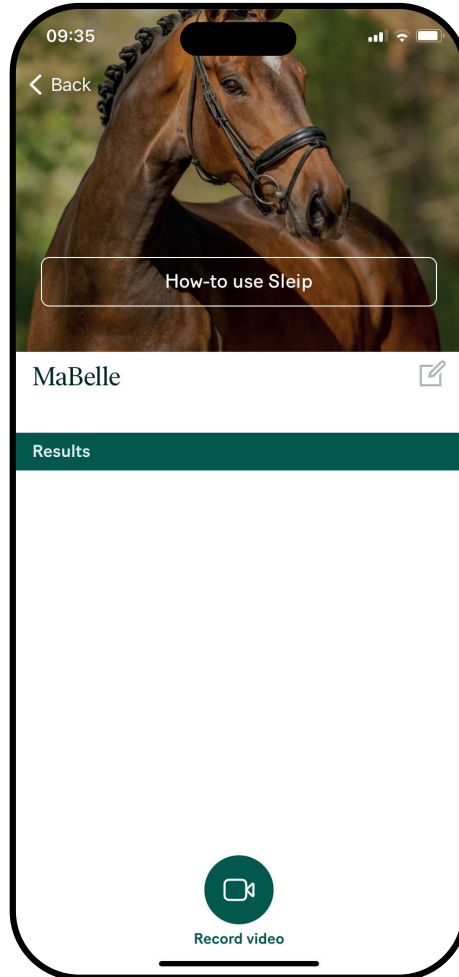
## Your Sleip account

You will need an iPhone, model 8 or newer to use Sleip. Once your vet has invited you as a recorder user, you will receive an email with a link to download the Sleip app and login details to your account.

## What you see when you log in

Your horse has already been added to your account. Press "Show" and you will get to the horse's profile.

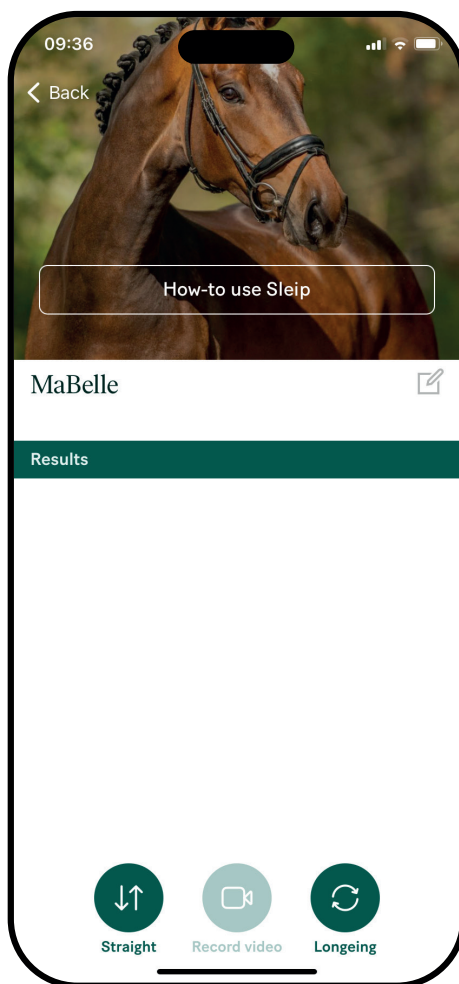
# How to use



## Instructional videos

From the horse profile view you can start a recording. But first, please watch the instructional videos "How-to use Sleip". They will tell you what you need to know to create a good recording; on straight-line and longeing.

# Start recording

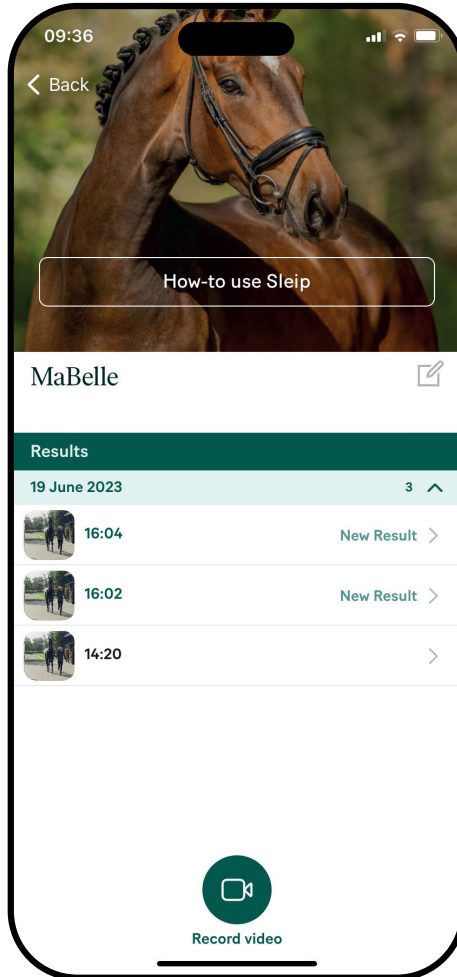


## Record and upload for analysis

Press "Record video" when you are ready to begin recording, and choose "Straight" or "Longeing". Once you have finished a recording, upload it for analysis.

If you have a slow internet connection, simply save the recording locally and upload it for analysis once you have a better connection.

# Analysis results



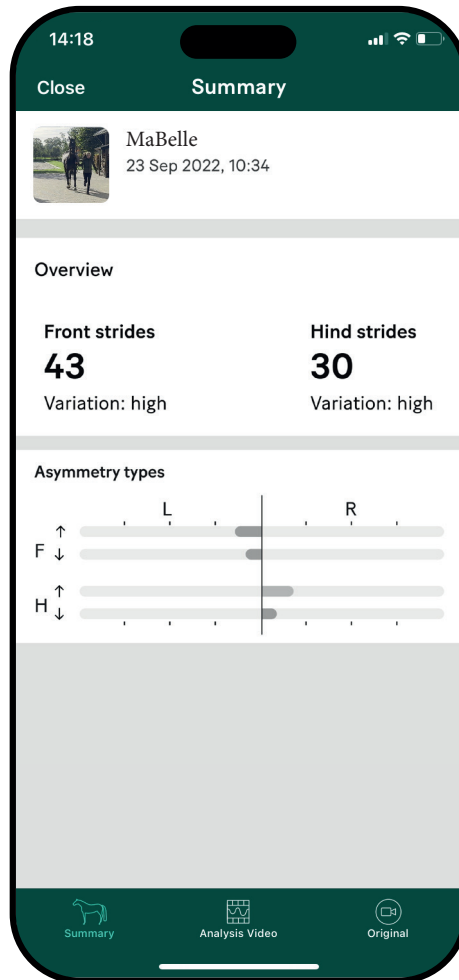
## Your recordings

While the comprehensive data is exclusive to the vet's subscription, recorder users can freely view the analysis videos, complete with synchronized stride-by-stride graphics as well as the original video and a summary of the analysis.

## Your vet will be notified

A notification is automatically sent to the vet's Sleip account where the full analysis results are available.

# Your data views

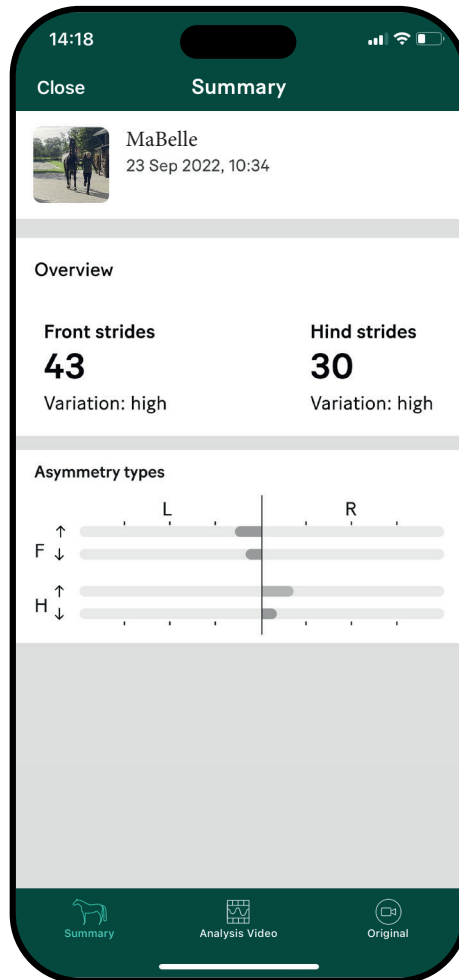


## Quality of the recording

The summary gives you an indication of the quality of the data collected in your recording. It shows you the number of strides analysed and the variation in the stride pattern. The less variation between strides, the more certain the analysis. The more strides collected, the more certain the analysis, around 20 analysed strides will give you a reliable

measurement. We expect the number of foreleg strides analysed to be greater, as these are visible both when the horse is trotting away from the camera and when it faces the camera. The head will obscure some hindleg strides as the horse trots toward the camera. A shade of green colour in the bars will indicate that you have captured a sufficient number of strides with a low enough variation for a good analysis.






### Asymmetry types

This view shows detected limb asymmetries and identifies if they occur during the push-off or impact phase of the stride. Bar colours indicate asymmetry levels: grey (mild) through yellow, orange, to red (severe). "F" and "H" represent Forelegs and Hindlegs; "L" and "R" denote Left and Right sides of the horse.

The arrows pointing up indicate an asymmetry in the push-off phase of the stride. Arrows pointing down indicate an asymmetry in the impact-phase.

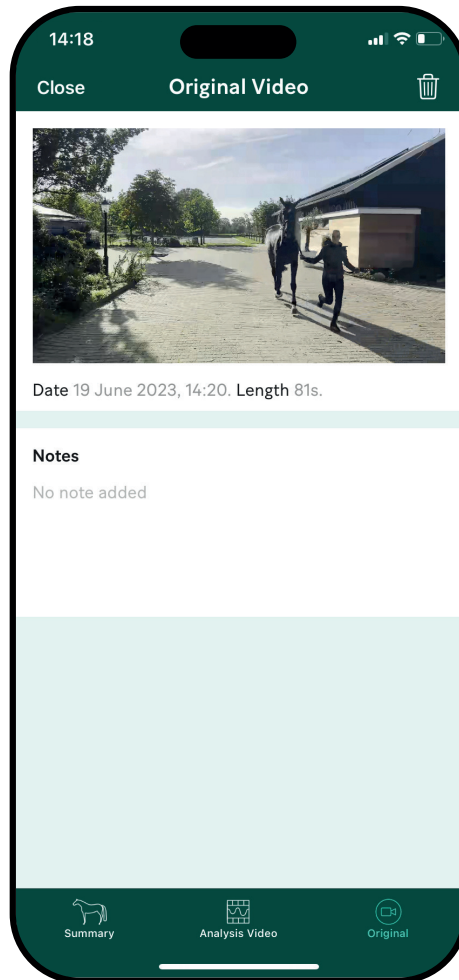
# Slow-motion video



## Analysis Video

The analysis video will give you a zoomed in view of the recording in slow-motion. Synchronized curves appear for each stride analysed. Foreleg strides are displayed at the top of the screen, and hindleg strides at the bottom. Each line represents an individual stride analysed. The more symmetrical the curves, the more symmetrical the gait.

# Your original recording



## Original

The original recording on which the analysis is based can be viewed at any time. You can also make notes to document observations or additional information.

# Work with your vet and get to know your horse better

The Sleip app horse sharing features enables a remote service, where your vet can follow up on your horse in between in-person visits.

Regular recordings provide valuable documentation and will give you a greater understanding of your horse's movement pattern, as well as its response to treatment and training.

- **Early detection:** identifying subtle changes in your horse's gait aids in the early detection of health issues, potentially before they escalate or cause noticeable discomfort. This proactivity leads to more effective treatment plans and opens up for preventative care.
- **Enhance recovery:** With regular monitoring, Sleip can assist in tracking your horse's response to rehabilitation. This provides your veterinarian with objective data to fine-tune treatment plans as you collaborate to bring your horse back to full performance.



# A few words from Sleip users

"We are now getting team riders to use the Sleip app regularly and send me recordings. That way we can establish a base line of what a horse looks like, then follow up through the season to see if there is any deviation. The idea would be to try to stay ahead of problems, identify and resolve them as early as possible before they become performance limiting."

**Marcus Swail**

BVMs, MRCVs, Team Veterinarian Ireland

"Sleiping my horses is a routine that allows my vet and I to stay one step ahead, it helps us pick up on potential injuries or issues before it gets serious. My horses and I are a team, and as a rider I want to do everything I can to ensure their welfare."

**Max Kühner**

Showjumping Athlete, World Cup & Championship Finalist

"I am a perfectionist, especially when it comes to the well-being of my horses and how we perform together. Horses can't use words to let us know how they are feeling so we need to do everything we can to read their signals. That is how my vet and I use Sleip."

**Henrik von Eckermann**

Showjumping athlete, World Championship Gold medalist

"Sleip is an unparalleled complement to my subjective lameness evaluation. What's more, by having clients send me Sleip recordings, I can monitor progress better, remotely."

**Maria Terese Engell**

Veterinarian and founder of Rider in Balance

Sleip 